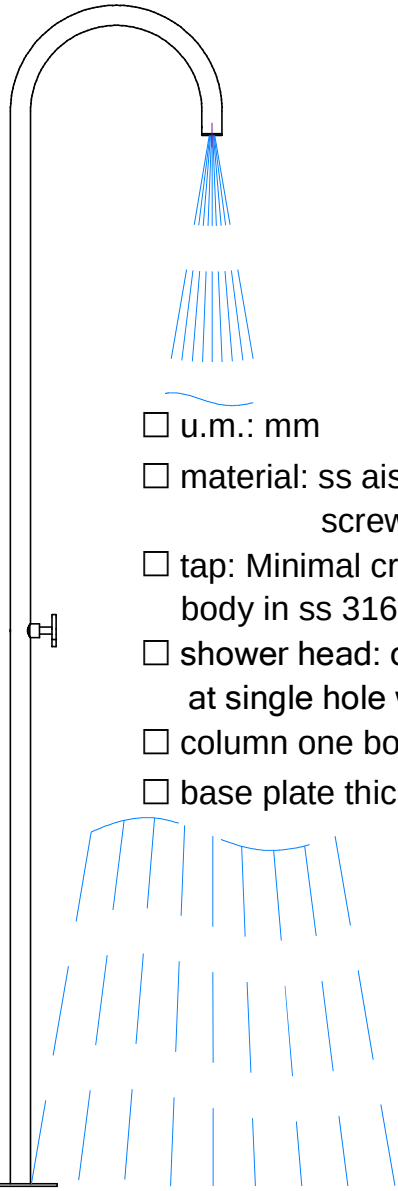
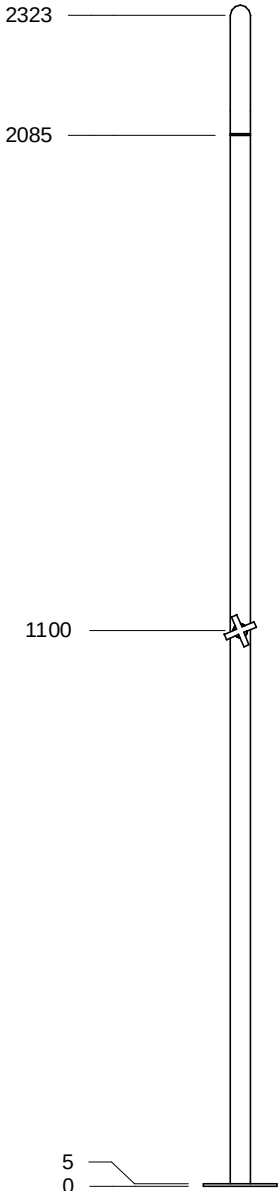
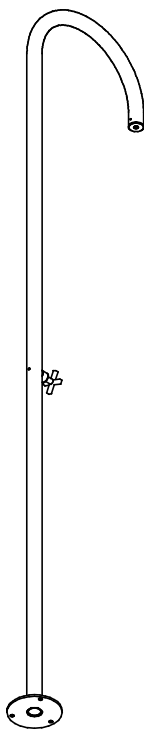
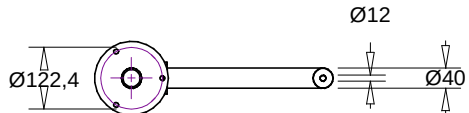
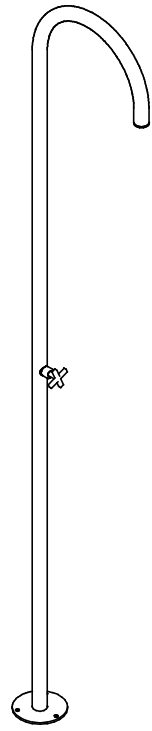
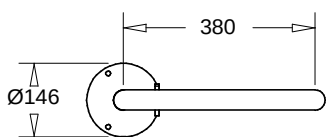


STILO CURVE 40 SH 1M

Handcrafted - Made in Italy



- u.m.: mm
- material: ss aisi 316L,
screws in aisi 316 (A4)
- tap: Minimal cross handle in ss 316L,
body in ss 316L, traditional valve in brass,
- shower head: concealed, anti-limescale,
at single hole with conical water jet
- column one body, thickness: 3mm
- base plate thickness: 5mm



[2/3]

STILO CURVE 40 SH 1M

Handcrafted – Made in Italy

For cold or premixed water (1 supply line).

Single body shower column, 3mm thick, 5mm thick base plate.

External parts all in 316L and 316 stainless steel ("nautical" stainless steel).

Shower head integrated into the end of the column, anti-limescale, self-cleaning, with pulsed conical jet at constant flow rate of 9lt/min.

Operation with cross knob and traditional brass valve (easy maintenance), tap body in 316 stainless steel.


Base plate integral with the column, not separable.

Water supply to the column with 1/2" F connection located under the base plate at approximately 3cm.

3-point floor anchoring using a 316 stainless steel kit consisting of 3 M8x130mm bars, washers and cap nuts.

Brushed finish.

3 year warranty extendable by a further 8 years on stainless steel parts.



Additional specifications for painted finish column:

Painted finish: two-component polyacrylic paint, white RAL code 9016, grey RAL code 7046, or customized according to RAL code. The cross knob remains in brushed stainless steel finish.



RAL 9016



RAL 7046

3 year warranty extendable (not on painting) by a further 8 years on stainless steel parts.